


# Experiences with LEADER Approach in Poland

---


**Krzysztof Kwatera**

**LAG Dolina Raby**

**A representative of Polish LAGs  
in the Working Group of Polish NRN**



# History of LEADER approach in Poland




- **LEADER+** (2000-2006)  
– from 1st of May, 2004
- **Axis IV RDP** (2007-2013)
- **EQUAL** (2004-2006) and The Network of Partnership Groups (from 2000)

# LEADER+ in Poland 2004-2006




- UE – Leader+ was UE Initiative like EQUAL, INTERREG, URBAN
- In Poland - „Pilot Program Leader+” as a Measure of the Sectorial Operation Program called „Restructurisation and modernisation of food sector and development of rural areas in Poland”



# Schemas - not Actions


- UE - Actions:
  - I: implementation of LDS
  - II: co-operation
  - III: networks
- Poland - **Schemas**:
  - **SCHEMA I** - preparation, capacity building (UE - „Action 0”)
  - **SCHEMAT II** - realization of „LDS” (UE - Actions 1,2 i 3)



# Realisation of „LDS“


- UE - LAGs are deciding about distribution of grants for beneficiaries
- Poland - LAGs were realizing tasks included in „LDS“

# Schema I




1. Preparation of LDS.
2. Building LAG.
3. Promotion of rural areas.
4. Mobilisation of rural communities

Till ca. 37,5 thou. Euro and 100% of costs



# LAGs in Schema I - 174






## Schema II

- Running costs (till 15%)
- Promotion and information
- Analysis, work-outs, project documentation
- Training and consultancy
- Promotion of region
- Cooperation

Till ca. 185 thou. Euro and 100% of costs





# LAGs in Schema II - 150




## A decorative graphic in the bottom right corner consisting of a grid of colored dots in shades of purple, teal, yellow, and light blue, arranged in a pattern that tapers to the right.



Made by The  
Cooperation Fund


# Statistics (2004-2006)



- 102 associations and unions of associations - 68%, 48 Foundations - 32%
- Average of grant for LAG in Schema II – ca. 160 thou. Euro
- Total - 865 municipalities, surface - 125,5 thou. km<sup>2</sup>, population - 7 mln
- Subjects of „LDS” – usage of natural and cultural resources – 83%; improving quality of life – 70%; others – 32-40%


# Objective of Axis 4

## - Leader (2007-2013)




The main aim of the fourth axis is to build social capital through mobilisation of rural population and contribution to the creation of new jobs in rural areas, as well as improvement of the management and valorisation of local resources as a result of indirect inclusion of Local Action Groups into a management system relevant to a given area. Cooperation projects will also be helpful to achieve the objectives.

# Axis Leader and other axes




- The applications may refer to the projects eligible for support under three measures of Axis 3 - the quality of life in rural areas and diversification of the rural economy
- and other projects, referred to as “small projects”, not eligible for aid under Axis 3 measures, but contributing to the achievement of the mentioned Axis objectives



## ***Axis 3 – To improve quality of life in rural areas and encourage the diversification of economic activities***

1. Diversification towards non-agricultural activities
2. Village renewal and development
3. Establishment and development of micro-enterprises;
4. **Basic services for the economy and rural population (not for LEADER)**



# LAG financing principles (1)

- The paying function in implementation of Axis 4 is performed by the Paying Agency. Having been selected by voivodship self - government, Local Action Group has a certain budget, up to which LAG selects projects of beneficiaries applying for funding.
- In the case of projects eligible for aid under the measures of Axis 3, the financing rules are laid down under measures of Axis 3.

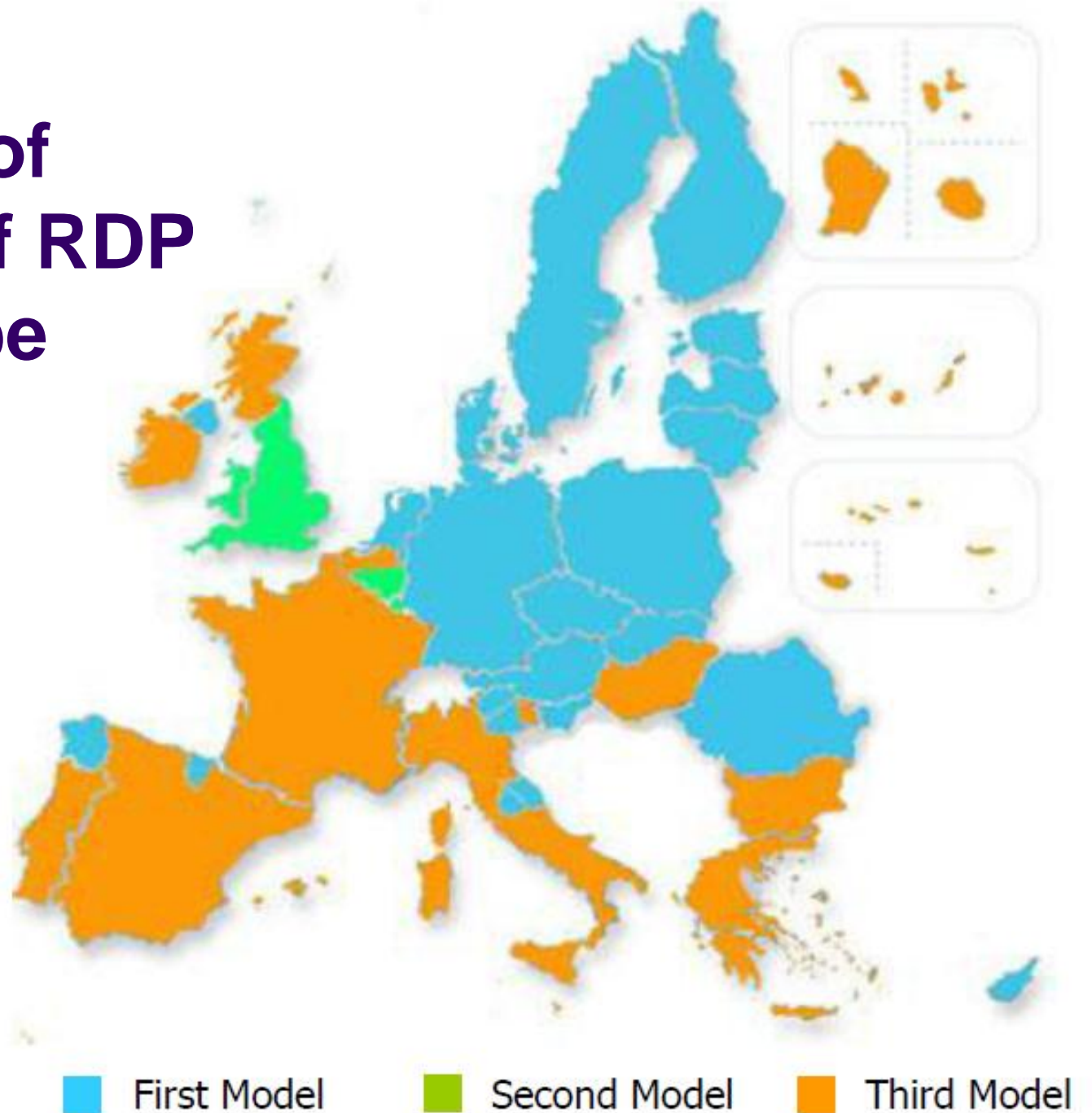


## LAG financing principles (2)


- Implementation of LDS – 116 zł (ca. 29 Euro) per inhabitant
- Cooperation projects – 100%; budget of LAG – 3 zł (ca. 0,75 Euro) per inhabitant
- On-going costs, acquisition of skills and activation – 100%; the ongoing costs of Local Action Group may account for maximum 15% of the value of all activities carried out by LAG as part of LDS development; budget of LAG – 29 zł (ca. 7,25 Euro) per inhabitant



# Models of Axis 4 of RDP in Europe (map)




# „Small projects“




- In the case of small projects, the volume of aid per project may not exceed 80% of eligible costs and may not be more than PLN 25,000 (ca. EUR 6,400). Possible in-kind own contribution of beneficiary.
- The level of co-financing for one beneficiary may not exceed the amount of PLN 100,000 (EUR 25,616.1) in the whole programming period.
- Practically for all kinds of Beneficiaries

# Management of Axis 4

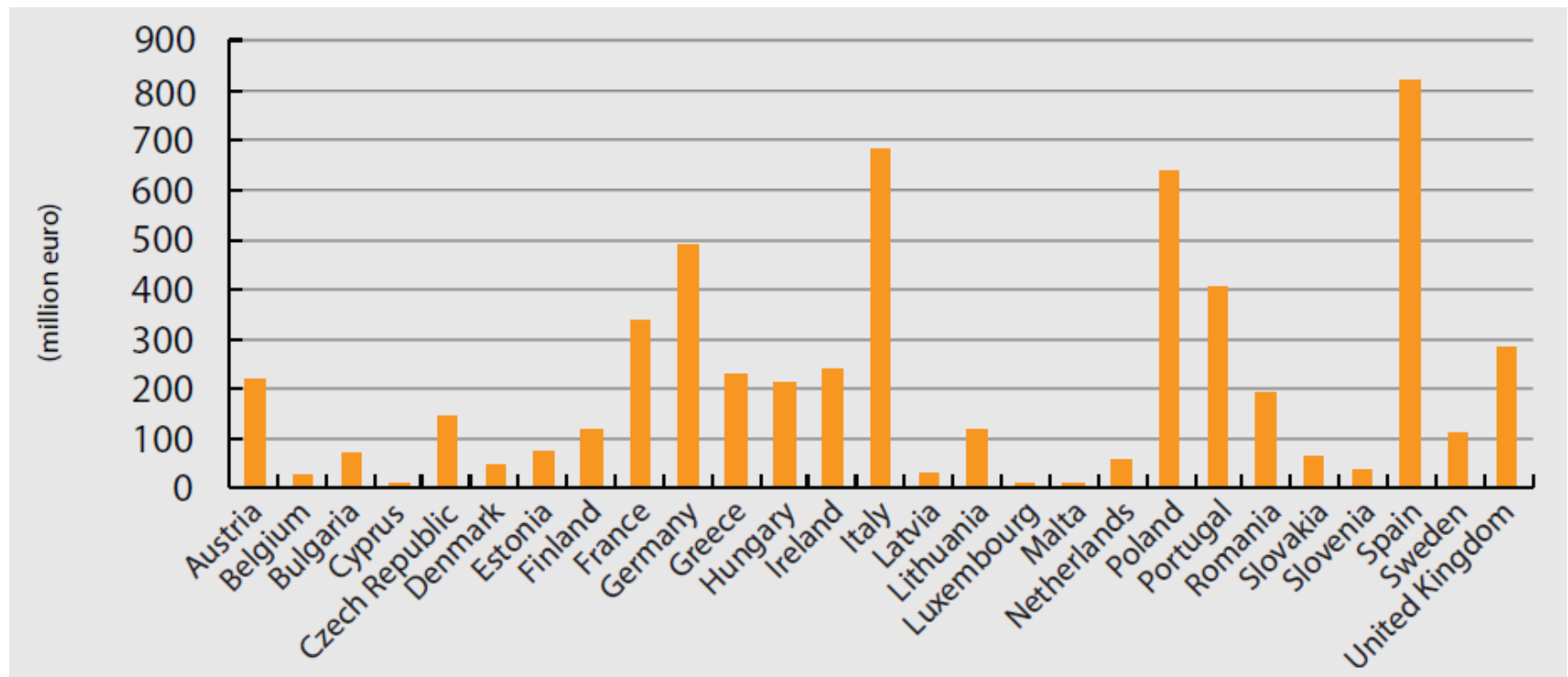


- **National program**
- **Managing Authority:** Polish Ministry of Agriculture and Rural Development
- **Choose and supervision of LAGs;**  
**choose of co-operation projects:** Self government of voivodships (regions)
- **Choose of projects:** LAGs
- **Paying Agency:** Agency for Restructuring and Modernisation of Agriculture



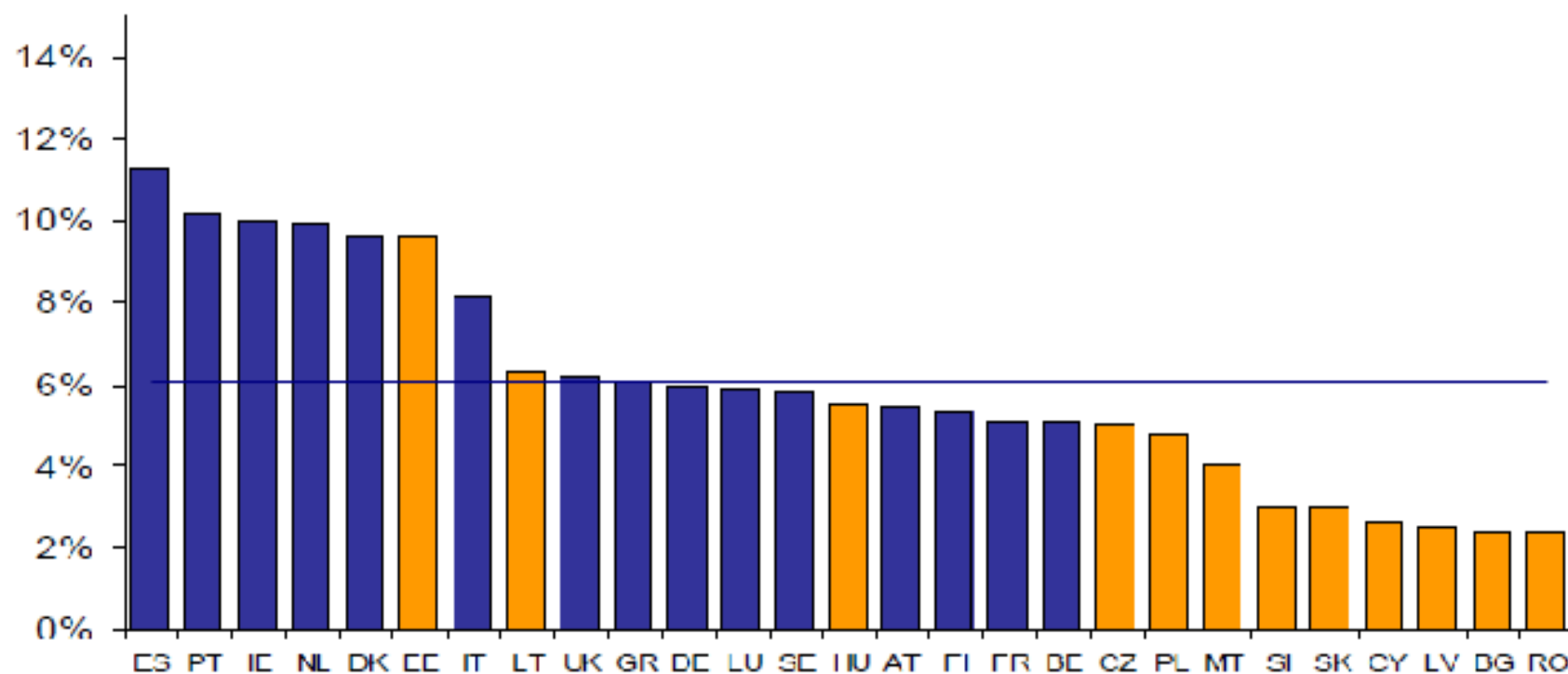
# Budget of Axis 4

- 787 500 000,00 € (third in Europe)
- 4,5% of RDP



## Leader 2007-2013:

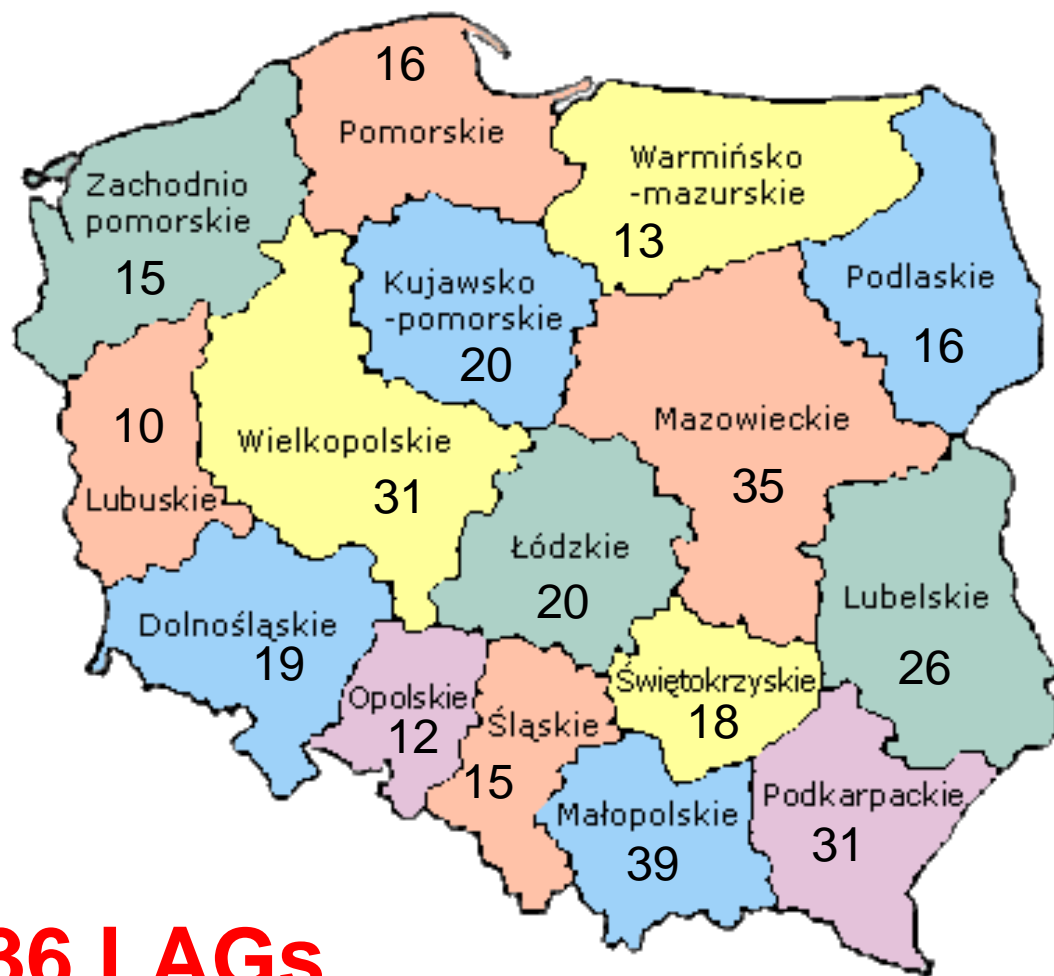
- Initially planned expenditure for Leader by MS  
( EAFRD funding: Ø 6,1 % )**



# Number of LAGs in Poland and regions



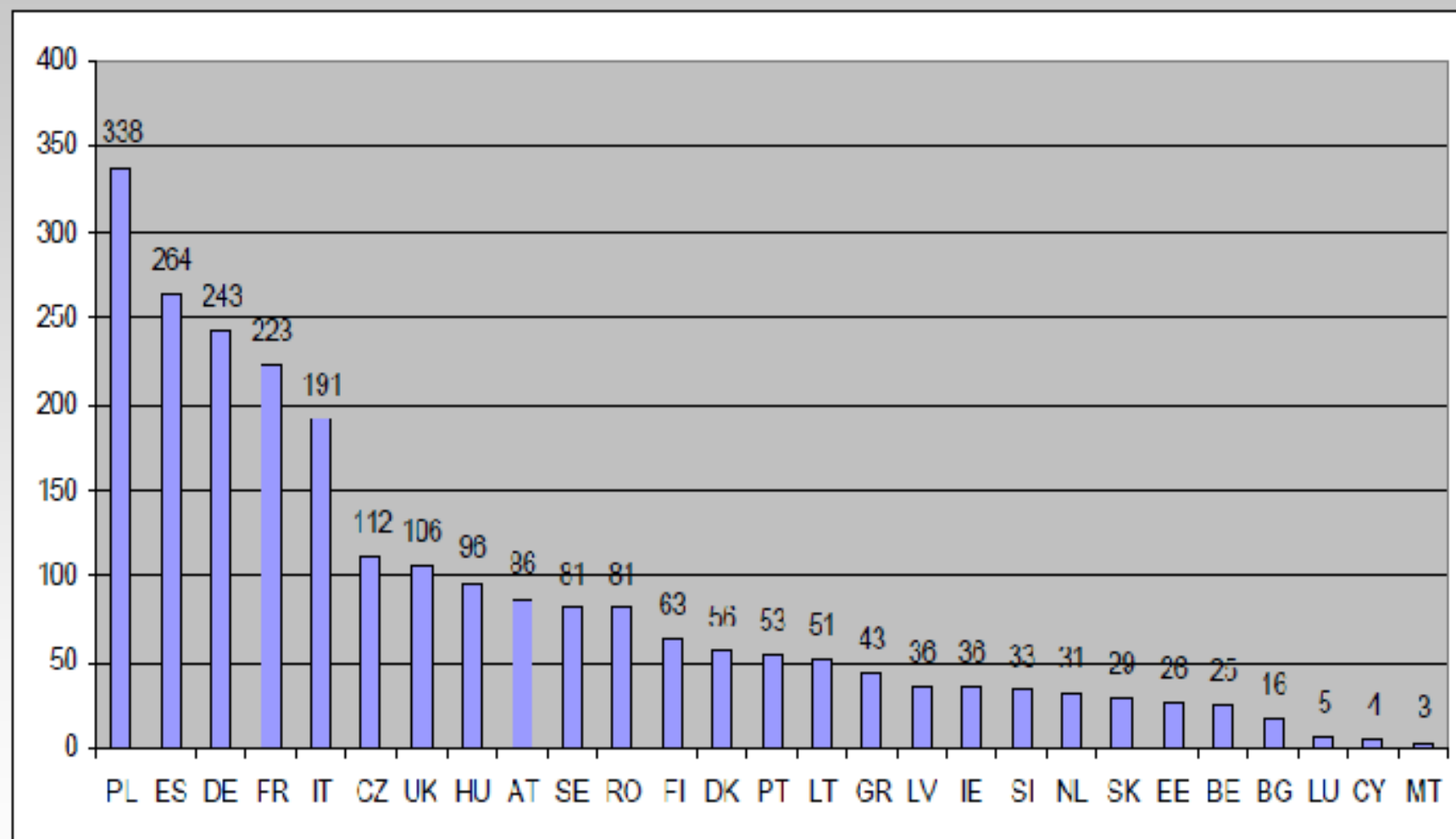
- Most:
  - Małopolskie (39)
  - Mazowieckie (35)
  - Wielkopolskie (31)
  - Podkarpackie (31)
- Least:
  - Lubuskie (10)
  - Opolskie (12)
  - Warmińsko-mazurskie (13)



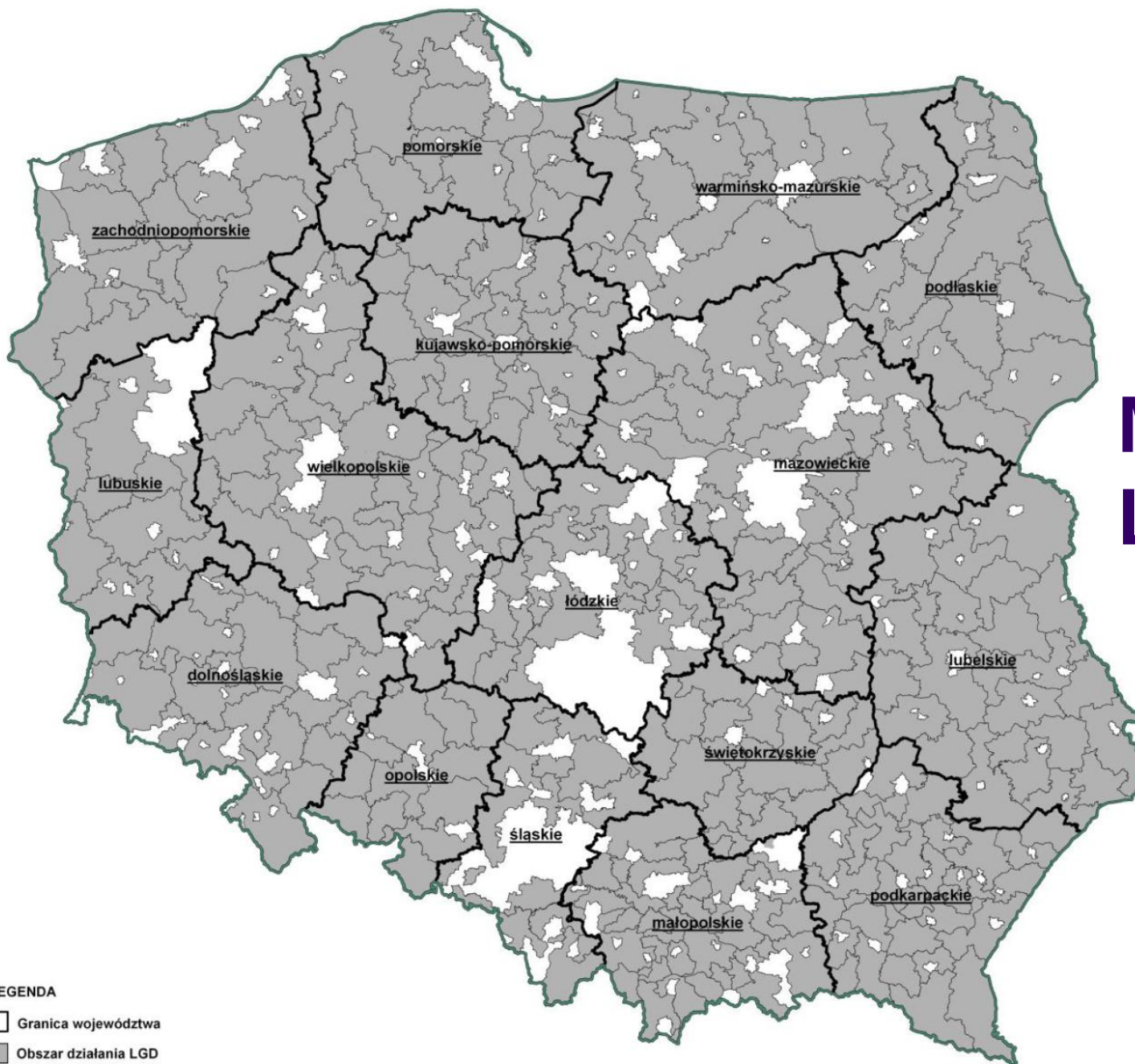
**Poland - 336 LAGs**

# LAG selection:

## 2.331 selected LAGs (situation Nov 2011)










# Map of LAGs


Area – 278,2  
thou. km<sup>2</sup>  
(93,2% of  
eligible area)  
Population  
– 16,88 mln  
(91,3% of  
population in  
rural areas and  
i 44,3% of total)

## LEGENDA

-  Granica województwa
-  Obszar działania LGD
-  Poza obszarem LGD



# Statistics (2007-2013)


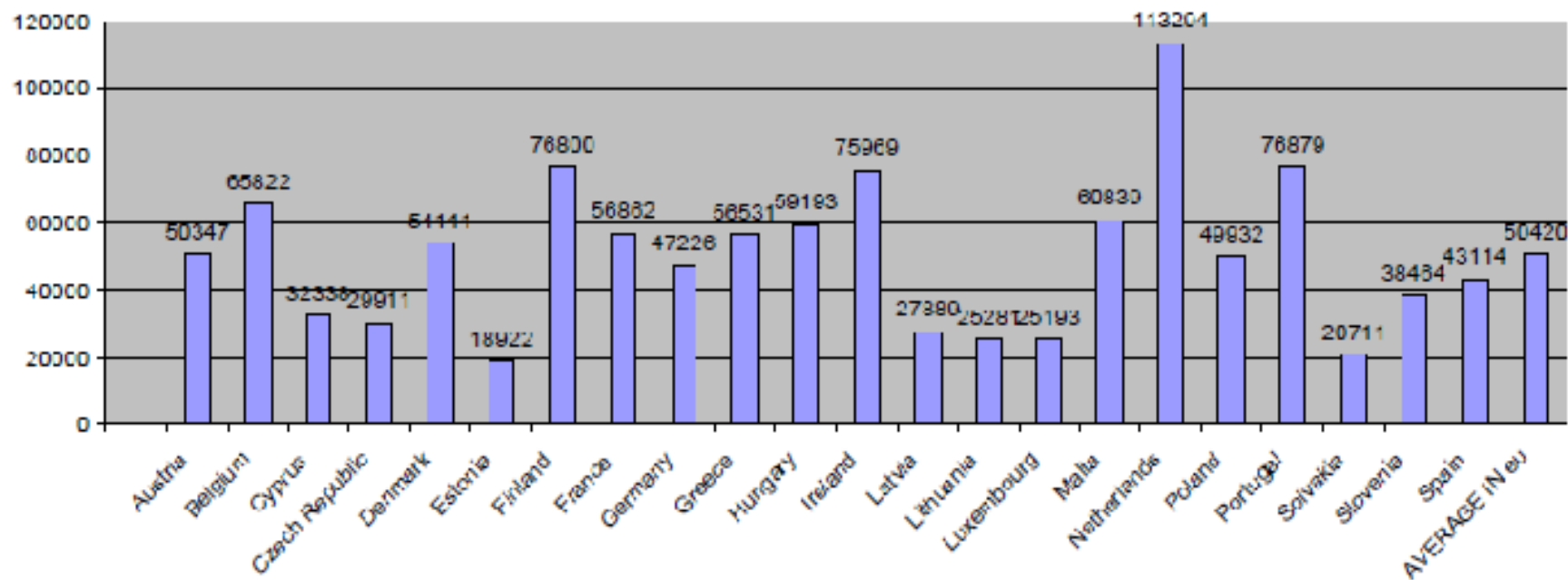


- Average population of LAG – 49,9 thou. (scope: 11 thou. – 147 thou.)
- Average of LAG's budget – 1925 thou. Euro
- Average surface of LAG – 826 km<sup>2</sup>
- Total number of municipalities – 2021 – ca. 6,0 ones per 1 LAG (scope: 1 - 23)
- Number of partners: average 64 (scope: 16 - 892)


## Leader 2007-2013:

- EU average population of LAG areas: around 67.000 inhabitants**
- EU average surface: around 1.780 km<sup>2</sup>**

Average of population per LAG



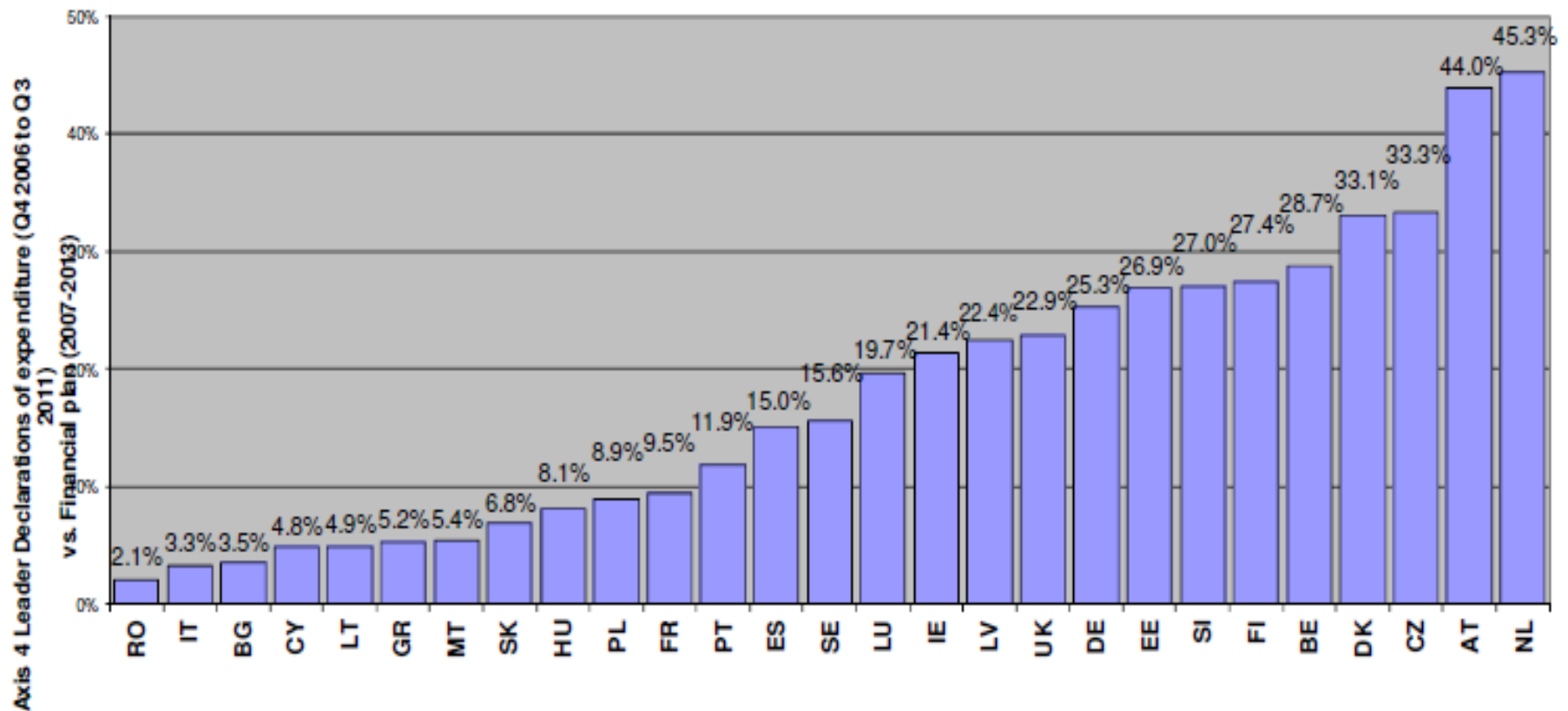
# „Age” and legal form



- „Age”
  - LEADER+ – 120
  - New – 218
- Legal form
  - Associations – 310
  - Foundations – 21
  - Union of associations - 7

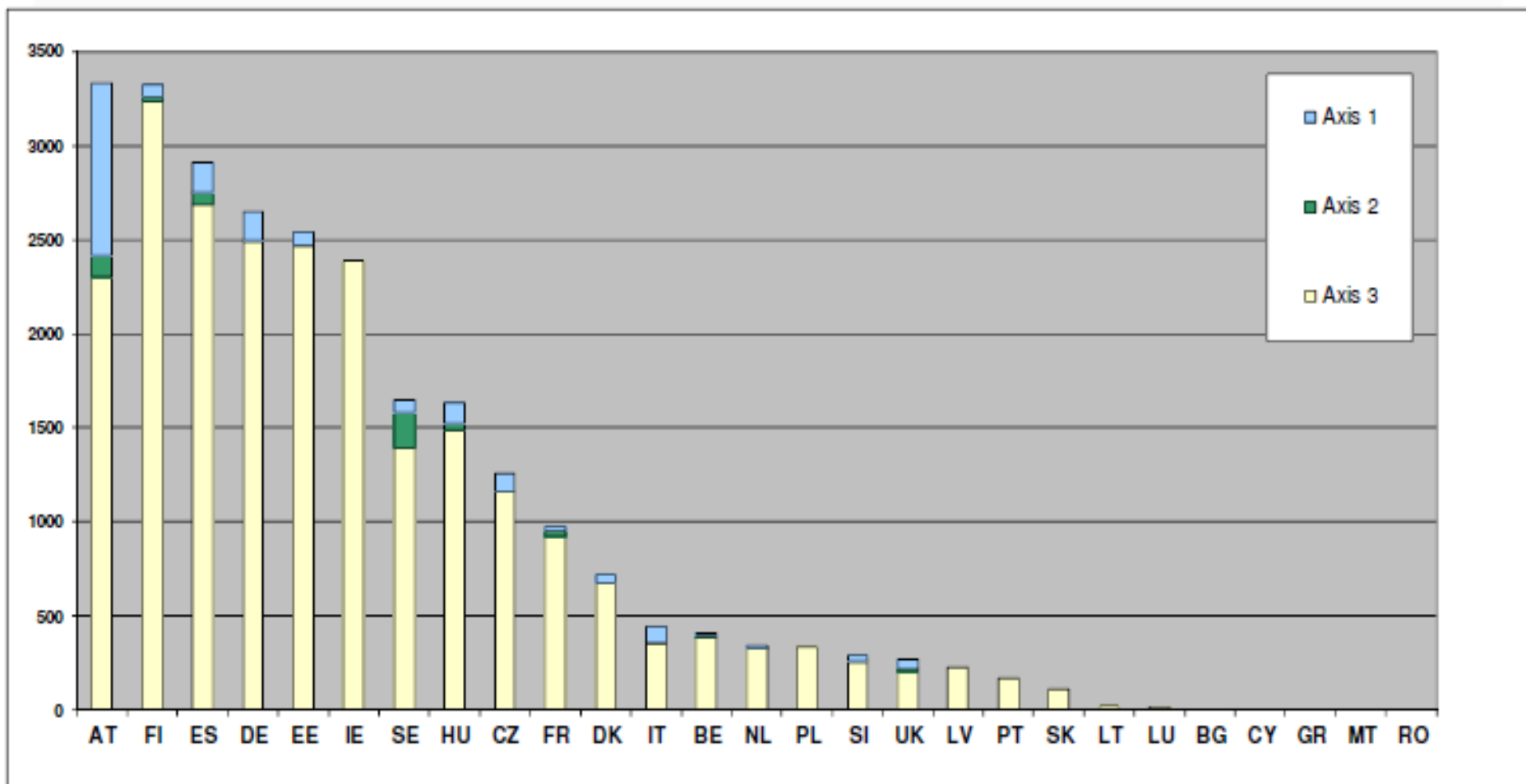
# Leader financial implementation compared with the financial plan by Member State

EAFRD axis 4 Leader financial implementation (declarations of expenditure Q4 2006 to Q3 2011) vs.  
EAFRD axis 4 Leader financial plan (2007-2013) by MS- situation at 10 Nov. 2011



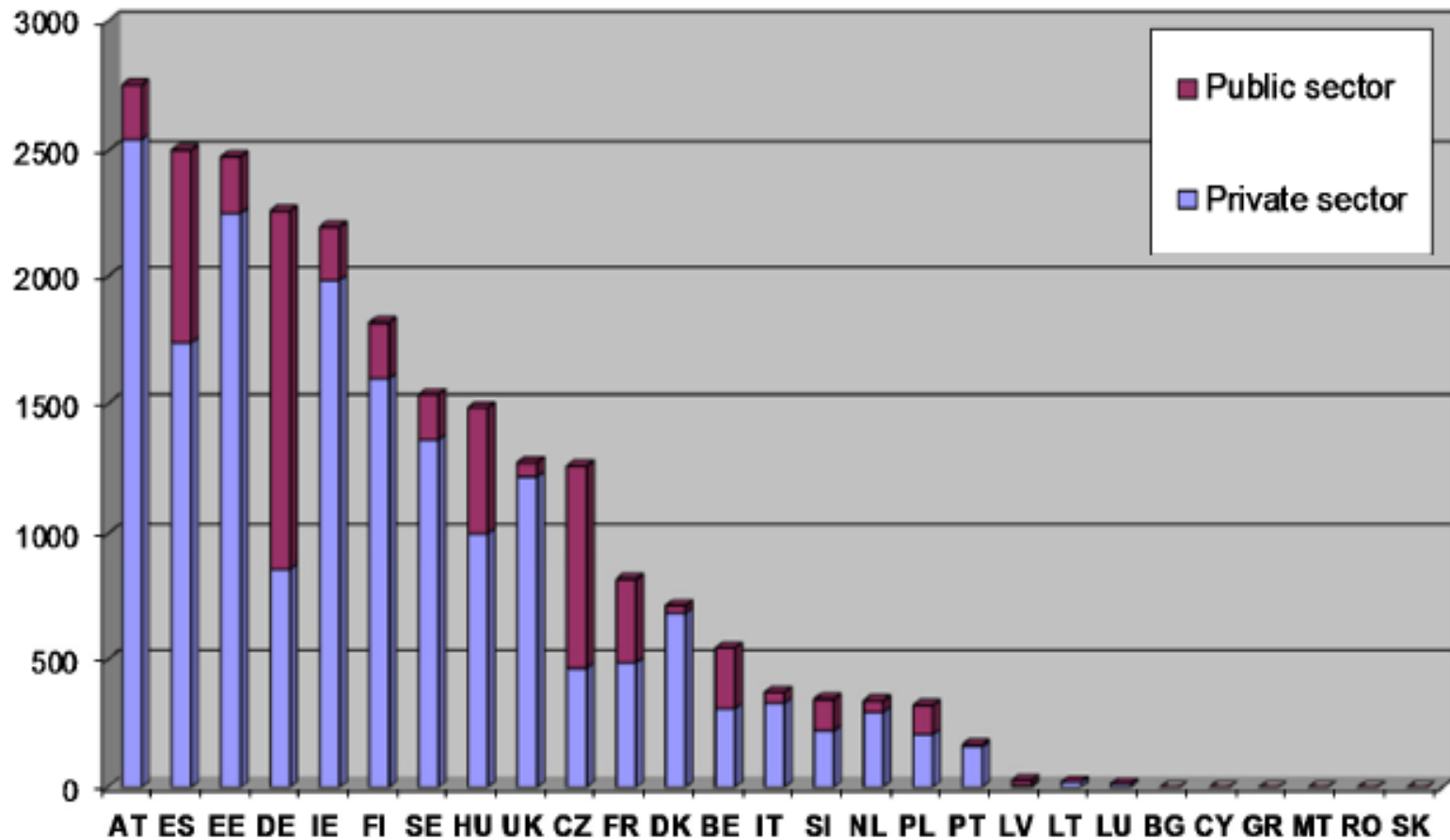
# Number of Leader projects financed by Member State


(Cumulative data based on annual 2010 progress reports)



# Type of beneficiaries supported by Member State

(LAGs are excluded - based on cumulative data from annual 2010 progress reports)






# EQUAL in Poland

- 107 Partnerships for Development; sectorial ones – social inclusion; partners from whole Poland
- Mostly they have not existed yet
- Leaders of Partnerships were big organizations and they had big running costs
- They spent a lot of costs for training, analysis and study papers – money mostly didn't go to people afraid by social exclusion


# The Network of Partnership Groups (1)



- Partnership Group – idea realized by The Partnership Foundation based in Kraków from year 2000 (early more environment oriented, sister organizations in Slovakia, Czech Republic and Hungary, financed from US foundations and other private sources)
- Partnership Group – cross-sector partnership for sustainable development; most of them are LAGs now



# The Network of Partnership Groups (2)



- The Network of Partnership Groups is informal structure, over 20 members
- Partner of Partnering Initiative (IBLF) – the best in the world organization teaching dealing with partnership (teaching, mentoring)
- Promotes standards of true cross-sector partnership

# Thank You!

Krzysztof Kwatera

